

EN

Composite Tubes and Hollow Profiles

.....
A Wide Range of
Tubular Composite Solutions
.....

exel
COMPOSITES

COMPOSITE TUBES AND HOLLOW PROFILES

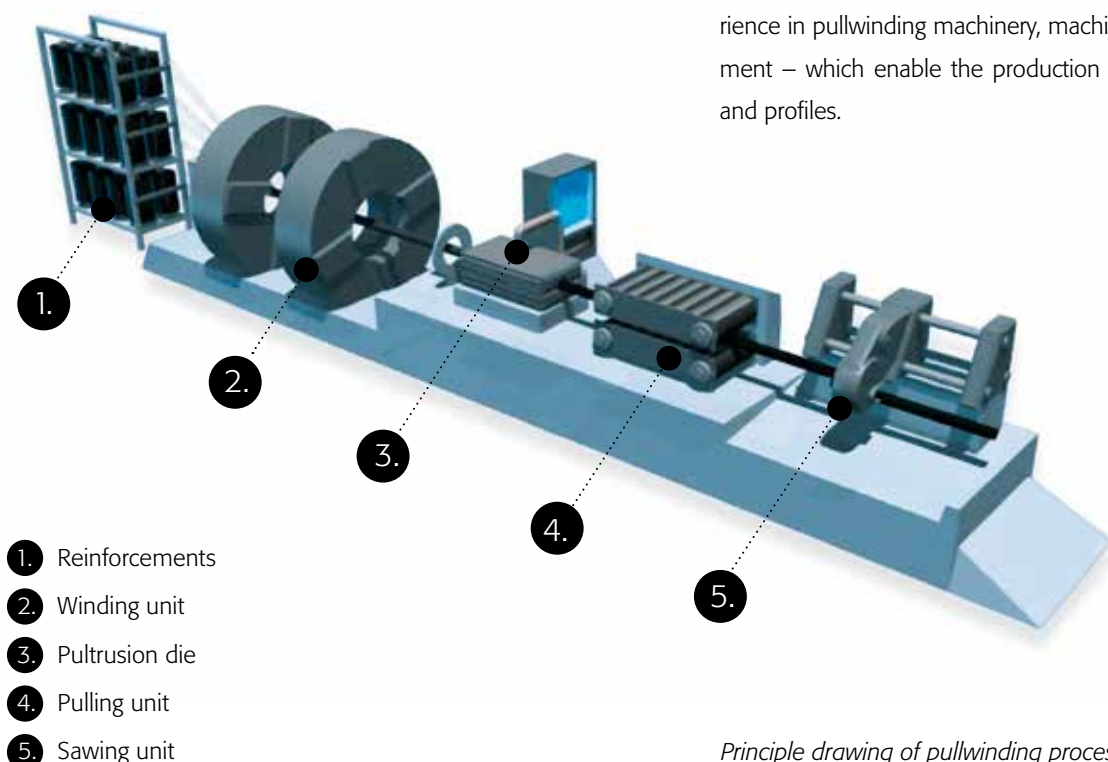
Exel Composites know-how in materials, design and technical properties enables the manufacture of high-performance composite tubes and hollow profiles.

What are composites?

Composites are a mixture of fibres and resin systems, which in combination result in a very strong and rigid material. The properties of the fibres are used to resist tensile and compressive loads, while the resin systems transfer shear. Because it is a combination of materials, a composite product can be combined and designed with a view to specific load-bearing capacities. Composites provide a number of advantages in relation to traditional materials, such as resistance to chemicals, as well as electrical and thermal insulating properties.

What is pullwinding?

Exel tubes and hollow profiles are produced with our own, internally developed continuous manufacturing technologies: pultrusion, pullwinding and co-winding. In these techniques reinforcement fibres impregnated with resin are drawn through a heated tool to form a product. The composite cures into its final shape as the thermoset resin hardens inside the die. The product is pulled out from the die by the pulling unit and is cut in desired length. Being a continuous process the product can be cut to any length. Pullwinding and co-winding technology gives the possibility to have accurate control of the crosswise and longitudinal properties of the final product by adjusting the amount of fibres lengthwise and crosswise. Exel has long experience in pullwinding machinery, machine design and development – which enable the production of high precision tubes and profiles.



Principle drawing of pullwinding process



EXEL EXELENSTM™

GLASSFIBRE TUBES

- lightweight, high stiffness and strength
- good chemical resistance

STIFFNESS: 35–42 GPa
 DENSITY: $\rho=1,90 \text{ g/cm}^3$
 COLOURS: According RAL Code



EXEL EXELITESTM™

CARBON OR HYBRID FIBRE TUBES

- lightweight, high stiffness and strength
- stronger, lighter and stiffer than Exelens

	CARBON	HYBRID
STIFFNESS:	90–100 GPa	70 GPa
DENSITY:	$\rho=1,65 \text{ g/cm}^3$	$\rho=1,80 \text{ g/cm}^3$
COLOURS:	Black	According RAL Code



EXEL ULTRALITESTM™

CARBON OR GLASS FIBRE FABRIC TUBES

- tubes with high compression strength
- fabric surface
- wall thickness starting from 0,9 mm

	CARBON	GLASS
STIFFNESS:	70–90 GPa	25–35 GPa
DENSITY:	$\rho=1,60 \text{ g/cm}^3$	$\rho=1,90 \text{ g/cm}^3$
COLOURS:	Black	According RAL Code



EXEL CROSSLITESTM™

CARBON FIBRE TUBES

- crosswise fibres are used at the surface as well as in the structure
- high stiffness and strength
- high-tech appearance

	HS CARBON	HM CARBON
STIFFNESS:	100–120 GPa	120–195 GPa
DENSITY:	$\rho=1,65 \text{ g/cm}^3$	$\rho=1,65 \text{ g/cm}^3$
COLOURS:	Black	Black



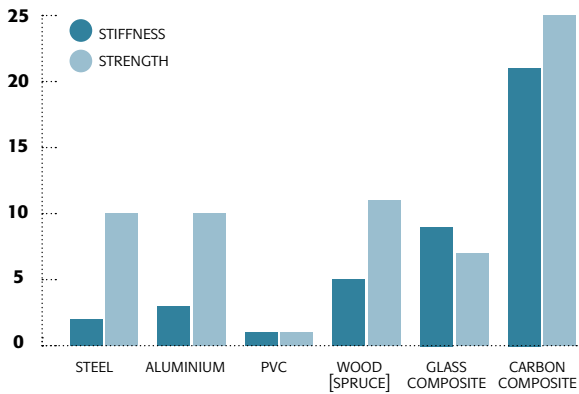
EXEL TAPERLITESTM™

CONICAL GLASS OR CARBON TUBES

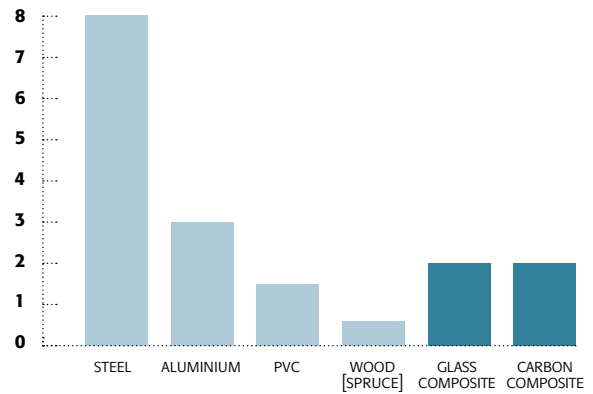
- co-winding manufacture technology
- wide variety of diameters, flexibility in dimensions
- tapered surface

STIFFNESS: 30–200 GPa, Glass 30–45 GPa
 HS carbon 90–140 GPa, HM carbon 200 GPa
 DENSITY: HS/HM carbon $\rho=1,50\text{--}1,60 \text{ g/cm}^3$, Glass $1,90 \text{ g/cm}^3$
 COLOURS: Several colours available (GF), black (CF), fabric surface

Specific strength and stiffness normalized [compared to PVC = 1]



Density [kg/dm³]



Crosswise fibres increase the maximum bending strength and deflection to failure of the tube.

A Lengthwise fibres


The lengthwise fibres bring the composite structure the strength and stiffness needed in the lengthwise direction. Alone they yield the highest stiffness possible, as the lengthwise fibres control the lengthwise properties. For maximum tensile strength lengthwise fibres are optimal.

B Crosswise fibres

Crosswise fibres tie together the tube structure to avoid the lengthwise layers from splitting. They keep the shape of the tube more stable. By adding crosswise strength to the composite structure they actually increase the maximum bending strength and deflection to failure of the tube.

C Surface

The tubes surfaces usually have a nonwoven or fabric surface. The nonwoven is a smooth pleasant single colour surface, while woven appearance is the popular “woven carbon fibre look”. The surface can be coloured using a pigmented resin to any colour specification.



Optimized structure with minimized use of raw material

Our objective at Exel is to design and manufacture products that give our customers a leading position in their businesses.

Minimum wall thickness, high stiffness and strength

Pullwinding process enables the reduction of wall thickness and weight while retaining and improving stiffness and strength compared to conventional pultrusion. Each product is carefully optimized according to application and requirements by combining suitable fibres and resin systems and utilizing certain amount of lengthwise and crosswise layers. The range of standard diameters vary from 3 mm to 300 mm. See the tube lists at our website: www.exelcomposites.com or ask for more details.




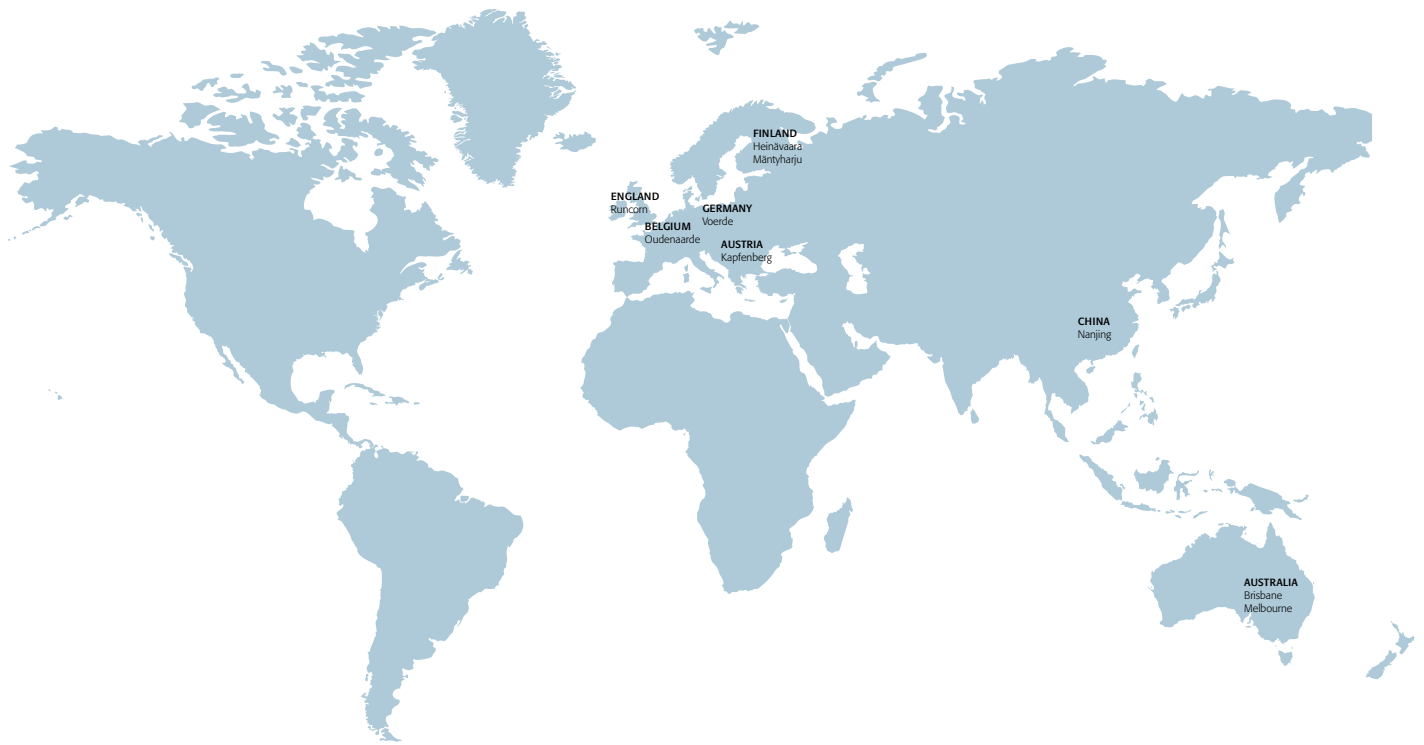
Your benefits

- lightweight • strong • stiff • electrically insulating • chemical resistant • weather proof • thermally insulating • good surface quality • versatile structures • dimensionally stable

Examples of applications

- tool handles • telescopic structures • profiles for the furniture industry • sprayer lances • various lightweight structures, e.g. lightweight shelters • fence structures • sports equipment • kite tubes • tubes for skiing poles • profiles for machine engineering, e.g. manufacture of weaving looms • electrical insulation tubes for the process industry • tubes for measuring devices and alignment
- robot arms • equipment for the defence industry • caravan awnings • tent structures • lighting poles • antenna tubes • camera tripods • System 30 structures • ladders • handrails





FINLAND

Exel Composites Oyj Kivara factory

Muovilaaksontie 2
FI-82110 Heinävaara, FINLAND
Tel. +358 20 7541 200
Fax +358 20 7541 330
office.heinavaara@exelcomposites.com

Exel Composites Oyj Mäntyharju factory

PL 29
(Uutelantie 24 B)
FI-52701 Mäntyharju, FINLAND
Tel. +358 20 7541 200
Fax +358 20 7541 301
office.mantyhharju@exelcomposites.com

AUSTRIA

Exel Composites GmbH

Industriestrasse – West 8
8605 Kapfenberg, AUSTRIA
Tel. +43 3862 33 180
Fax +43 3862 33 180 25
office.kapfenberg@exelcomposites.com

BELGIUM

Exel Composites N.V.

De Bruwaan 2
9700 Oudenaarde, BELGIUM
Tel. +32 55 33 30 11
Fax +32 55 33 30 40
office.oudenaarde@exelcomposites.com

ENGLAND

Exel Composites UK

Fairoak Lane Whitehouse
Runcorn
Cheshire WA7 3DU, ENGLAND
Tel. +44 1928 701515
Fax +44 1928 713572
office.runcorn@exelcomposites.com

GERMANY

Exel GmbH Voerde factory

Alte Hünxer Strasse 139
46562 Voerde, GERMANY
Tel. +49 28 1164 1210
Fax +49 28 1164 1220
office.voerde@exelcomposites.com

AUSTRALIA

Exel Composites

991, Mountain Highway, Boronia
Victoria 3155
Melbourne, AUSTRALIA
Tel. +61 3 8727 9600
Fax +61 3 8727 9688
office.melbourne@exelcomposites.com

CHINA

Exel Composites (Nanjing) Co., Ltd

No. 2120, ChengXinDaDao
Science Park, Jiangning,
Nanjing, 211112, CHINA
Tel. +86 25 5216 4669
Fax +86 25 5216 4993
office.nanjing@exelcomposites.com

www.exelcomposites.com

Exel is a leading manufacturer of advanced composite products and solutions, meeting the requirements of environmental legislation, rules and regulations. We use only tested materials that are safe for the environment. Due to their long life and durability, composites always offer ecologically safe solutions. Exel is committed to develop the products and processes to reduce the environmental impact. The Exel quality and environmental policy complies with the requirements of the standards ISO 9001:2000 and ISO 14001.

